



**District Report Card: 2017**


<b>State:</b> Chhattisgarh	<b>District:</b> Baster
<b>Class:</b> 5	<b>Subject:</b> Language
<b>Schools:</b> 58	<b>Students:</b> 741


**Participation/Coverage**


**Students**

<b>GENDER</b> 	Boys		Girls	
	Number	%	Number	%
	376	50.74	365	49.26

<b>AREA</b> 	Rural		Urban	
	Number	%	Number	%
	691	93.25	50	6.75

<b>CATEGORY</b> 	SC		ST		OBC		GEN	
	Number	%	Number	%	Number	%	Number	%
	17	2.29	510	68.83	119	16.06	95	12.82

<b>CWSN</b> 	LD	VI	HI	S&LD	ID	Oth
	3	0	1	0	2	0

<b>Management</b> 	Government		Government-aided	
	Number	%	Number	%
	690	93.12	51	6.88

**Average Performance of Students in Language (%)**

Overall	Gender		Area		Management		Social Group			
	Male	Female	Rural	Urban	Govt.	Aided	SC	ST	OBC	GEN
53.24	53.10	53.39	52.47	63.87	53.36	51.63	62.75	52.84	54.85	51.72

## Performance on Learning Outcomes (LOs)

Learning Outcomes	Description	Average Performance(%)
L504	Reads and comprehends independently storybooks, news items/ headlines, advertisements etc.	50.80
L508	Reads text with comprehension, locates details and sequence of events	54.47

Range of Performance of Students who Answered Correctly							
Below 30%		30% - 50%		50% - 75%		Above 75%	
Number	%	Number	%	Number	%	Number	%
107	14.44	246	33.20	262	35.36	126	17.00

## Lowest Performing Learning Outcomes (LOs)

- 1 - Reads and comprehends independently storybooks, news items/ headlines, advertisements etc. (50.80)
- 2 - Reads text with comprehension, locates details and sequence of events (54.47)